


# ALL-NEW MAZDA3



## MAZDA VISION COUPE

Classic proportions further elevated via the delicate art of creating light and shadow by human hand. Mazda redefines the image of elegance through a sculpted minimalist form that comes alive with a sense of warmth and seductiveness.



## MAZDA RX-VISION

A mature expression of dynamic vitality through simplicity. The Evolved Kodo Design language adopts the 'less is more' Japanese aesthetic. Doing away with excessive character lines allows the movement of reflections to make the form come to life.



We believe in the power of human potential; creativity, imagination and the amazing things we're all capable of when we're inspired.

We believe in taking the unconventional road and going the extra mile to do work that inspires.

We believe in artisans, designers, engineers and ambassadors who pour human energy into their work.

We believe in the power of cars to move human emotions. To awaken senses, heighten reflexes, make pulses race.

We believe the joy of being alive comes from what we discover on our journey, and the inspiration we find in every mile.

Mazda makes you feel alive.



## SEDUCTIVE AND SPORTY

Despite sharing the same nameplate, the Mazda3 Sportback and Sedan exude different personalities. A powerful and solid presence, the Sportback is a dynamic expression of seductive and lasting appeal.



Mazda3 Sportback: design that liberates the spirit. With sensuous, free-flowing curved surfaces that reflect your ever-changing surroundings, evoking powerful emotions of freedom and self-expression. Opening up a world beyond conventions, where only you set the limits to your imagination and what you can achieve. It's design elevated to a provoking work of art.





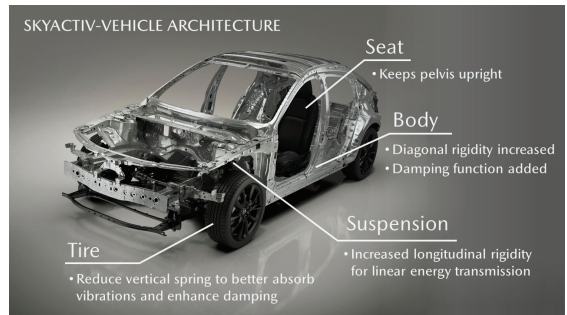


## ELEGANCE AND REFINEMENT

The Sedan's flowing, graceful profile lends itself a sophisticated presence with a calm, refined air. A mature audience will certainly appreciate its exterior's smooth surface movements and elegant beauty.



# MOTION INSPIRED BY YOU



## SKYACTIV-VEHICLE ARCHITECTURE

From the time we learn to walk, we learn to control our center of gravity – and thus our balance – entirely without conscious thought. It becomes as natural as breathing. And it is the inspiration for Mazda's Skyactiv-Vehicle Architecture, aimed at enabling you to fully maintain your balance even inside the vehicle.





## G-VECTORING CONTROL PLUS (GVC PLUS)

GVC Plus is one more way Mazda's human-centric engineering makes vehicle movement more responsive, more confidence-inspiring and just more comfortable. As you enter a bend, GVC Plus momentarily lowers engine torque to transfer weight to the front wheels and enhance grip. Then as you go through the curve, engine torque is restored to shift weight rearwards for greater stability. Finally, as you exit the bend brake force is slightly applied to the outer wheels to help recover straight-line running.



## CLEANER, MORE EFFICIENT ENERGY

### SKYACTIV-G

Conventional internal combustion engines only harness around 30% of the potential energy in the fuel they consume: the rest is wasted. So Mazda developed Skyactiv-G, a high-efficiency engine that compresses the air-fuel mixture to a much higher degree than in conventional powerplants, squeezing far more energy from every drop of fuel. This high compression ratio, unparalleled among mass production engines, delivers both sheer driving pleasure and outstanding fuel economy.

The all-new Mazda3 is available with the following engines:


2.0L Skyactiv-G • 154 PS, 200 Nm

1.5L Skyactiv-G • 111 PS, 146 Nm

# THE SENSIBILITY OF SOUND

## MAZDA HARMONIC ACOUSTICS

Assured control of sound in the cabin — whether noise or music — is another key element of driving pleasure, superbly achieved by Mazda Harmonic Acoustics. This far-reaching audio initiative was developed to create a quiet cabin that insulates you from unwanted and distracting outside noise, while still allowing for the subtle sounds from the road and engine that add to the driving experience. It also drove the design of the audio system to deliver the same rich sound at both low and high volumes. Particular attention was paid to speaker placement to give deep, satisfying bass and clear, well-localized mid- and high-frequencies. The result is detailed, natural reproduction of music with astonishing depth and clarity at any volume.



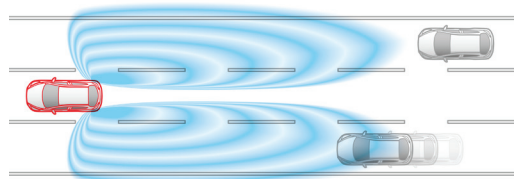


## REASSURING SAFETY, DRIVING ENJOYMENT

### MAZDA i-ACTIVSENSE

Mazda expanded the concept of safety, taking it beyond the conventional thinking on advanced safety technologies to also include the driving position, information layout, visibility, and driving dynamics. It's an ongoing effort to provide a safe and reassuring experience for everybody, including passengers in the rear seats, with the ultimate aim of making accidents a thing of the past. Mazda engineers developed i-Activsense, a suite of advanced safety technologies that includes Driver Monitoring, Front Cross Traffic Alert (FCTA), Smart City Brake Support (SCBS),

and Cruising & Traffic Support (CTS) to further enhance the driver's awareness of potential hazards. This evolving and all-inclusive approach to safety takes Mazda closer to its final goal of eliminating traffic accidents and enhanced driving pleasure.



## DRIVE NATURALLY AND SAFELY

Experience confidence-inspiring ease of operation. The all-new Mazda3 provides the pleasure of a natural, comfortable, relaxing and safe drive.

Windshield Projected Active Driving Display  
Smartphone Mirroring  
12-Speaker BOSE® Surround Sound System  
7 Airbags  
360° View Camera  
Driver Monitoring System  
Cruising & Traffic Support System  
Smart City Brake Support  
Mazda Radar Cruise Control  
Front and Rear Cross Traffic Alert  
Lane-Departure Warning with Lane-Keep Assist





MAZDA 3 **edition100**



Mazdaspeed Body Kits  
High Gloss Midnight Black 18-inch Wheels  
Red Brake Calipers



New Design Plate Holder

## Premium Red Leather Interior





Soul Red Body Kits  
For the Snowflake White Pearl and Jet Black

Black Body Kits  
For the Soul Red Crystal





**FREE** **3-YEAR**

PERIODIC MAINTENANCE SERVICE  
Parts, Oil and Labor, or 60,000 km

Worry-free ownership is the hallmark of the Mazda driving experience. We believe that ease of ownership is key to a long and lasting relationship with your Mazda.

That is why every brand-new Mazda vehicle includes FREE parts and labor for every scheduled Preventive Maintenance Service for three years, or up to 60,000km odometer distance, whichever comes first. If you happen to need assistance, you may avail of emergency towing and minor roadside repair support\*, which comes with your brand-new Mazda. These unique benefits further enhance your Mazda's three-year, or 100,000km, New Vehicle Limited Warranty, Bumper-to-Bumper coverage.\*\*

With over 20 full-service dealerships across the country ready to attend to your vehicle's needs, you can celebrate the joy and freedom of driving that only a Mazda can deliver.

Owning a Mazda is more than just driving with confidence and reassurance. A hassle-free ownership experience is the fulfillment of Mazda's promise to be your reliable partner in life's amazing journeys.

#1 in 2016 and 2019  
according to the J.D. Power  
Philippines Customer Service  
Index (CSI) Study<sup>SM</sup>



\*For J.D. Power 2019 award information, visit [jdpower.com/awards](http://jdpower.com/awards)

\*subject to third-party charges

\*\* For the full list of the warranty coverage, please see your Mazda Service Warranty Booklet.

# SPECIFICATIONS

MAZDA3	Speed	Premium	Elite
Body Type	Sportback	Sportback / Sedan	Sportback / Sedan
Transmission	SKYACTIV-DRIVE 6-Speed Automatic with Sport Mode	SKYACTIV-DRIVE 6-Speed Automatic with Sport Mode	SKYACTIV-DRIVE 6-Speed Automatic with Sport Mode
Engine	SKYACTIV-G 2.0L	SKYACTIV-G 2.0L	SKYACTIV-G 1.5L
G-Vectoring Plus	Equipped	Equipped	Equipped

## DIMENSIONS AND WEIGHTS

Overall Length	4,460mm	4,460mm / 4,660mm	4,460mm / 4,660mm
Overall Width	1,795mm	1,795mm	1,795mm
Overall Height	1,435mm	1,435mm / 1,440mm	1,435mm / 1,440mm
Tread			
Front	1,570 mm	1,570mm	1,570mm
Rear	1,580mm	1,580 mm	1,580mm
Wheelbase	2,725mm	2,725mm	2,725mm
Minimum Curb Weight	1,346kg	1,346kg / 1,354kg	1,319kg / 1,302kg
Minimum Turning Radius	5.3m	5.3m	5.3m

## ENGINE

Type	In-line, 4-Cylinder DOHC, 16-Valves	In-line, 4-Cylinder DOHC, 16-Valves	In-line, 4-Cylinder DOHC, 16-Valves
Displacement	1,998 cc	1,998 cc	1,496 cc
Compression Ratio	13 : 1	13 : 1	13 : 1
Fuel Type	91-95 RON Gasoline	91-95 RON Gasoline	91-95 RON Gasoline
Fuel System	Direct Injection	Direct Injection	Direct Injection
Maximum Output (PS/rpm)	154 / 6,000	154 / 6,000	111 / 6,000
Maximum Torque (Nm/rpm)	200 / 4,000	200 / 4,000	146 / 3,500
Fuel Tank Capacity	51 liters	51 liters	51 liters

## STEERING

Type	Rack and Pinion	Rack and Pinion	Rack and Pinion
Power Steering Type	Electric Power-Assisted Steering	Electric Power-Assisted Steering	Electric Power-Assisted Steering
Steering Wheels Controls			
Material	Leather Wrapped	Leather Wrapped	Leather Wrapped
Control Switch	Audio & Bluetooth	Audio & Bluetooth	Audio & Bluetooth
Cruise Control	Mazda Radar Cruise Control with Cruising & Traffic Support	Mazda Radar Cruise Control with Cruising & Traffic Support	Equipped
Paddle Shifters	Equipped	Equipped	Equipped

## SUSPENSION

Type			
Front	MacPherson Strut	MacPherson Strut	MacPherson Strut
Rear	Torsion Beam Axle	Torsion Beam Axle	Torsion Beam Axle

## BRAKES

Type			
Front	Ventilated Discs	Ventilated Discs	Ventilated Discs
Rear	Solid Discs	Solid Discs	Solid Discs
Parking Brake (EPB)	Electric Parking Brake with Auto Brake Hold	Electric Parking Brake with Auto Brake Hold	Electric Parking Brake with Auto Brake Hold

## EXTERIOR

Headlamps			
Type	LED Adaptive Front-Lighting System (AFS)	LED Adaptive Front-Lighting System (AFS)	LED
Running Lamp	LED	LED	Bulb
High Beam Control	Equipped	Equipped	-
Wheels			
Type	18" Aluminum Alloy Wheels	18" Aluminum Alloy Wheels	16" Aluminum Alloy Wheels
Color	Gun Metal	Gray Metallic	Gray Metallic
Tires	215/45 R18	215/45 R18	205/60 R16
Wipers	Rain Sensing	Rain Sensing	Rain Sensing
Exhaust Tail Pipe	Dual Type	Dual Type	Dual Type

MAZDA3	Speed	Premium	Elite
Side Mirrors	Power Adjust & Power Fold with Memory	Power Adjust & Power Fold with Memory	Power Adjust & Power Fold
<b>EXTERIOR</b>			
Front Grille	Mesh Design	Mesh Design	Mesh Design
Front Lip	Brilliant Black	-	-
Side Skirt	Brilliant Black	-	-
Rear Skirt	Brilliant Black	-	-
Electric Glass Sunroof	Equipped	Equipped	Equipped / -
<b>INTERIOR</b>			
Seat & Trim Upholstery Material Color Front Driver Passenger Rear	Leather Red	Leather Black	Leatherette / Fabric Black
	10-Way Power Adjust with Memory	10-Way Power Adjust with Memory	8-Way Manual Adjust
	6-Way Manual Adjust	6-Way Manual Adjust	6-Way Manual Adjust
	Equipped with Center Armrest and Cup Holders	Equipped with Center Armrest and Cup Holders	Equipped with Center Armrest and Cup Holders
Shift Knob	Leather Wrapped	Leather Wrapped	Leather Wrapped
Audio System Type	Mazda Connect with 8.8" LCD Monitor	Mazda Connect with 8.8" LCD Monitor	Mazda Connect with 8.8" LCD Monitor
	Phone Connectivity	USB, Bluetooth Hands-Free & Smartphone Mirroring	USB, Bluetooth Hands-Free & Smartphone Mirroring
Speakers	12-Speaker BOSE® Sound System	12-Speaker BOSE® Sound System	8-Speaker Mazda Harmonic Acoustics
Active-Driving Display (HUD)	Front Windshield Projected	Front Windshield Projected	Front Windshield Projected
Meter Set	7" LCD Display	7" LCD Display	7" LCD Display
Climate Control Front	Automatic Dual-Zone Climate Control	Automatic Dual-Zone Climate Control	Automatic Dual-Zone Climate Control
	Rear	Rear Ventilation Louvres	Rear Ventilation Louvres
Push Start / Stop Button	Equipped	Equipped	Equipped
Rear View Mirror	Auto Dimming	Auto Dimming	Auto Dimming
Power Windows	One-Touch Up/Down	One-Touch Up/Down	One-Touch Up/Down
<b>SAFETY &amp; SECURITY</b>			
Airbag	Driver and Front Passenger, Side Driver and Passenger, Left and Right Curtain & Driver Knee Airbags	Driver and Front Passenger, Side Driver and Passenger, Left and Right Curtain & Driver Knee Airbags	Driver and Front Passenger, Side Driver and Passenger, Left and Right Curtain & Driver Knee Airbags
Anti-Lock Braking System	Equipped with EBD (Electronic Brakeforce Distribution)	Equipped with EBD (Electronic Brakeforce Distribution)	Equipped with EBD (Electronic Brakeforce Distribution)
Dynamic Stability Control (DSC)	Equipped	Equipped	Equipped
Seatbelt Warning Lamp	Driver, Front Passenger, & Rear Passenger	Driver, Front Passenger, & Rear Passenger	Driver, Front Passenger, & Rear Passenger
Smart Keyless Entry System	Equipped	Equipped	Equipped
Pedal Misuse Alert	Equipped	Equipped	Equipped
<b>I-ACTIVSENSE (ACTIVE SAFETY)</b>			
Driver Monitoring	Driver Attention Alert	Driver Attention Alert / Equipped	-
Front-Cross Traffic Alert	-	- / Equipped	-
Blind Spot Monitoring	Equipped with Rear Cross Traffic Alert	Equipped with Rear Cross Traffic Alert	-
Lane Departure Warning	Equipped with Lane Keep Assist	Equipped with Lane Keep Assist	-
Smart Brake Support Front Reverse	Equipped	Equipped	-
	Equipped	Equipped	-
<b>SPECIAL FEATURES</b>			
I-STOP	Equipped	Equipped	-

# SPECIFICATIONS


MAZDA3		edition100 Soul Red Crystal	edition100 Jet Black	edition100 Snowflake White Pearl
Body Type		Sportback	Sportback	Sportback
Transmission		SKYACTIV-DRIVE 6-Speed Automatic with Sport Mode	SKYACTIV-DRIVE 6-Speed Automatic with Sport Mode	SKYACTIV-DRIVE 6-Speed Automatic with Sport Mode
Engine		SKYACTIV-G 2.0L	SKYACTIV-G 2.0L	SKYACTIV-G 2.0L
G-Vectoring Plus		Equipped	Equipped	Equipped
<b>DIMENSIONS AND WEIGHTS</b>				
Overall Length		4,460mm	4,460mm	4,460mm
Overall Width		1,795mm	1,795mm	1,795mm
Overall Height		1,435mm	1,435mm	1,435mm
Tread				
	Front	1,570 mm	1,570mm	1,570mm
	Rear	1,580mm	1,580 mm	1,580mm
Wheelbase		2,725mm	2,725mm	2,725mm
Minimum Curb Weight		1,346kg	1,346kg	1,346kg
Minimum Turning Radius		5.3m	5.3m	5.3m
<b>ENGINE</b>				
Type		In-line, 4-Cylinder DOHC, 16-Valves	In-line, 4-Cylinder DOHC, 16-Valves	In-line, 4-Cylinder DOHC, 16-Valves
Displacement		1,998 cc	1,998 cc	1,998 cc
Compression Ratio		13 : 1	13 : 1	13 : 1
Fuel Type		91-95 RON	91-95 RON	91-95 RON
Fuel System		Direct Injection	Direct Injection	Direct Injection
Maximum Output (PS /rpm)		154 / 6,000	154 / 6,000	154 / 6,000
Maximum Torque (Nm /rpm)		200 / 4,000	200 / 4,000	200 / 4,000
Fuel Tank Capacity		51 liters	51 liters	51 liters
<b>STEERING</b>				
Type		Rack and Pinion	Rack and Pinion	Rack and Pinion
Power Steering Type		Electric Power-Assisted Steering	Electric Power-Assisted Steering	Electric Power-Assisted Steering
Steering Wheels Controls				
	Material	Leather Wrapped	Leather Wrapped	Leather Wrapped
	Control Switch	Audio & Bluetooth® Hands-Free	Audio & Bluetooth® Hands-Free	Audio & Bluetooth® Hands-Free
	Cruise Control	Mazda Radar Cruise Control with Cruising & Traffic Support	Mazda Radar Cruise Control with Cruising & Traffic Support	Mazda Radar Cruise Control with Cruising & Traffic Support
	Paddle Shifters	Equipped	Equipped	Equipped
	Tilt & Telescopic	Equipped	Equipped	Equipped
<b>SUSPENSION</b>				
Type				
	Front	MacPherson Strut	MacPherson Strut	MacPherson Strut
	Rear	Torsion Beam Axle	Torsion Beam Axle	Torsion Beam Axle
<b>BRAKES</b>				
Type				
	Front	Ventilated Discs with Red Brake Calipers	Ventilated Discs with Red Brake Calipers	Ventilated Discs with Red Brake Calipers
	Rear	Solid Discs	Solid Discs	Solid Discs
Parking Brake (EPB)		Electric Parking Brake with Auto Brake Hold	Electric Parking Brake with Auto Brake Hold	Electric Parking Brake with Auto Brake Hold
<b>EXTERIOR</b>				
Headlamps				
	Type	LED Adaptive Front-Lighting System (AFS)	LED Adaptive Front-Lighting System (AFS)	LED Adaptive Front-Lighting System (AFS)
	Running Lamp	LED	LED	LED
	High Beam Control	Equipped	Equipped	Equipped
Wheels				
	Type	18" Aluminum Alloy Wheels	18" Aluminum Alloy Wheels	18" Aluminum Alloy Wheels
	Color	Black	Black	Black
Front Lip Plateholder		Equipped	Equipped	Equipped
Tires		215/45 R18	215/45 R18	215/45 R18
Wipers		Rain Sensing	Rain Sensing	Rain Sensing
Exhaust Tail Pipe		Dual Type	Dual Type	Dual Type

MAZDA3	edition100 Soul Red Crystal	edition100 Jet Black	edition100 Snowflake White Pearl
Side Mirrors	Power Adjust & Power Fold with Memory	Power Adjust & Power Fold with Memory	Power Adjust & Power Fold with Memory
Front Grille	Mesh Design	Mesh Design	Mesh Design
Front Lip	Brilliant Black	Soul Red	Soul Red
Side Skirt	Brilliant Black	Soul Red	Soul Red
Rear Skirt	Brilliant Black	Soul Red	Soul Red
Electric Glass Sunroof	Equipped	Equipped	Equipped
<b>INTERIOR</b>			
Seat & Trim Upholstery Material Color	Leather Red	Leather Red	Leather Red
	Front		
	Driver	10-Way Power Adjust with Memory	10-Way Power Adjust with Memory
	Passenger	6-Way Manual Adjust	6-Way Manual Adjust
Rear	Equipped with Center Armrest and Cup Holders	Equipped with Center Armrest and Cup Holders	Equipped with Center Armrest and Cup Holders
Shift Knob	Leather Wrapped	Leather Wrapped	Leather Wrapped
Audio System Type	Mazda Connect with 8.8" LCD Monitor	Mazda Connect with 8.8" LCD Monitor	Mazda Connect with 8.8" LCD Monitor
	Phone Connectivity	USB, Bluetooth Hands-Free & Smartphone Mirroring	USB, Bluetooth Hands-Free & Smartphone Mirroring
	Speakers	12-Speaker BOSE® Sound System	12-Speaker BOSE® Sound System
Active-Driving Display (HUD)	Front Windshield Projected	Front Windshield Projected	Front Windshield Projected
Meter Set	7" LCD Display	7" LCD Display	7" LCD Display
Climate Control Front	Automatic Dual-Zone Climate Control	Automatic Dual-Zone Climate Control	Automatic Dual-Zone Climate Control
	Rear	Rear Ventilation Louvres	Rear Ventilation Louvres
Push Start / Stop Button	Equipped	Equipped	Equipped
Rear View Mirror	Auto Dimming	Auto Dimming	Auto Dimming
Power Windows	One-Touch Up/Down	One-Touch Up/Down	One-Touch Up/Down
<b>SAFETY &amp; SECURITY</b>			
Airbag	Driver and Front Passenger, Side Driver and Passenger, Left and Right Curtain & Driver Knee Airbags	Driver and Front Passenger, Side Driver and Passenger, Left and Right Curtain & Driver Knee Airbags	Driver and Front Passenger, Side Driver and Passenger, Left and Right Curtain & Driver Knee Airbags
Anti-Lock Braking System	Equipped with EBD (Electronic Brakeforce Distribution)	Equipped with EBD (Electronic Brakeforce Distribution)	Equipped with EBD (Electronic Brakeforce Distribution)
Dynamic Stability Control (DSC)	Equipped	Equipped	Equipped
Seatbelt Reminder	Driver & All Passengers	Driver & All Passengers	Driver & All Passengers
Parking Sensors	Front & Rear	Front & Rear	Front & Rear
Smart Keyless Entry System	Equipped	Equipped	Equipped
Pedal Misuse Alert	Equipped	Equipped	Equipped
Camera	360° View Camera	360° View Camera	360° View Camera
ISOFIX	Equipped	Equipped	Equipped
<b>I-ACTIVSENSE (ACTIVE SAFETY)</b>			
Driver Monitoring	Driver Attention Alert	Driver Attention Alert	Driver Attention Alert
Blind Spot Monitoring	Equipped with Rear Cross Traffic Alert	Equipped with Rear Cross Traffic Alert	Equipped with Rear Cross Traffic Alert
Lane Departure Warning	Equipped with Lane Keep Assist	Equipped with Lane Keep Assist	Equipped with Lane Keep Assist
Smart Brake Support Front Reverse	Equipped	Equipped	Equipped
	Equipped	Equipped	Equipped
<b>SPECIAL FEATURES</b>			
I-STOP	Equipped	Equipped	Equipped


## AVAILABLE COLORS



Soul Red Crystal




Polymetal Gray



Machine Gray



Snowflake White Pearl



Jet Black



Deep Crystal Blue

\*Specifications per variant may vary. Ask your Mazda Sales Consultant for more details.

---

Mazda Philippines reserves the right to change or modify equipment specifications at any time without prior notice. Details, colors, specifications are for information only.

© Mazda Motor Corporation

mazda.ph [f](#)@MazdaPhilippines [t](#)Mazda\_ph